



Introduction to Weather

What is the weather like today?

.....

How is this different from yesterday?

.....

Fill in the blanks: forecasts day-to-day atmospheric dry particular place hot

Weather refers to the _____ changes in the atmosphere. It is a description of what the conditions are like in a _____ such as _____ or cold, wet or _____, windy or calm, or stormy with thunder and lightning. We can measure _____ conditions, such as air pressure and wind direction, to create weather _____.

British weather records:

Temperature:

Highest: Coningsby, _____ hit _____ in July 2022.

Lowest: Altnaharra, _____ reached _____ in December 1995.

Rainfall: _____ in 24 hours, recorded at Honister Pass, Cumbria, on 5 December 2015.

Wind: A gust of _____, measured at Cairn Gorm Summit in Scotland on 20 March 1986.

Match up the instruments for measuring weather with their function:

Measuring instrument

Function



Thermometer

This shows the wind direction. They have compass points and an arrow that aligns itself with the blowing wind. This tell us which direction the wind is coming from.



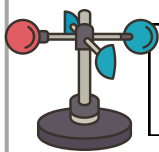
Rain gauge

This measures wind speed in miles per hour (mph). They spin when the wind blows. As they spin, they calculate the wind speed.



Barometer

This measures temperature in degrees Celsius (°C) and/or degrees Fahrenheit (°F).



Anemometer

This measures rainfall in millimetres (mm).



Weathervane

This measures air pressure in millibars (mb). High pressure means that air is falling. This usually leads to clear skies and dry weather. Low pressure means that air is rising. This usually leads to cloudy skies and rainfall.

What are some activities or occupations you would check the weather forecast for?

Picking what to wear,

How are weather forecasts made?

Ground level: _____

Aeroplanes: _____

Radar: _____

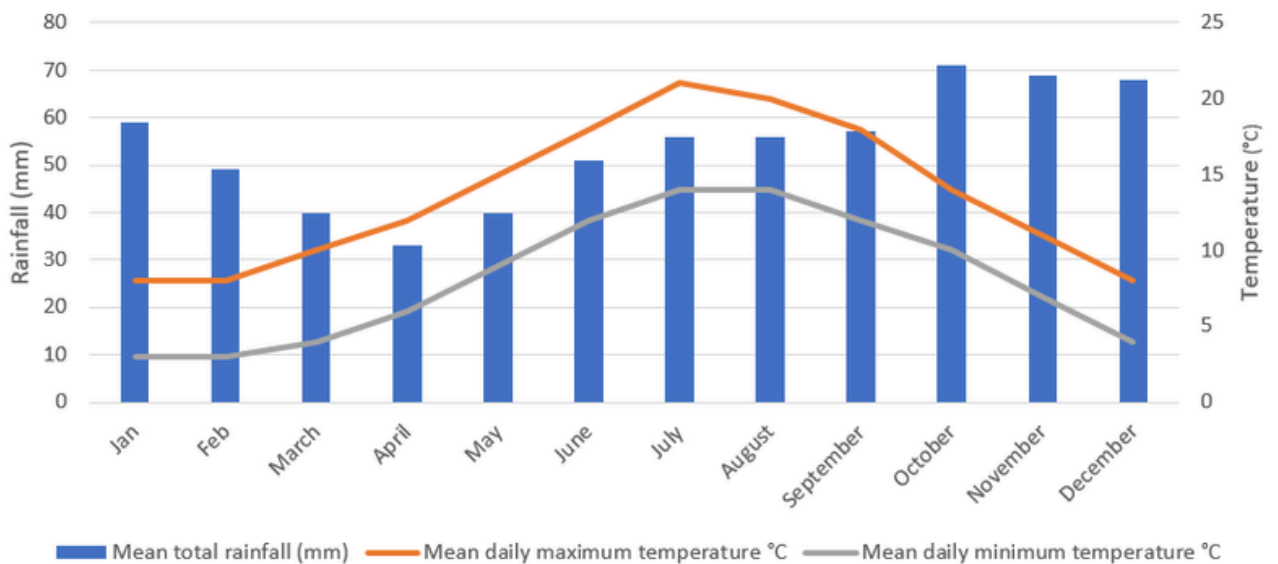
Satellites: _____

Weather buoys: _____

Meteorologists, who are scientists that study weather, analyse this data and use powerful computers to predict what the weather will be like in the future. They look at patterns in the data and use computer models to simulate the atmosphere. Based on this, they create weather forecasts and keep updating them as new information comes in to make sure the predictions are accurate.

Weather graphs:

Average Weather Graph for Preston, Lancashire




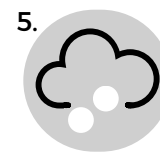
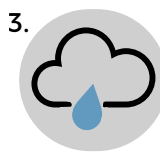




Which month had the least amount of precipitation? _____

Which month had the highest mean temperature? _____

What was the average rainfall for October? _____ mm

Match the weather symbol with the correct type of weather:



- A. Heavy rainfall
- B. Sunshine
- C. Snow
- D. Overcast
- E. Thunderstorms
- F. Occasional sunshine and light showers
- G. Sunshine and cloud
- H. Light cloud cover
- I. Hail
- J. Light rainfall